



CLEAR IMAGE ALIGNERS

3363 NE 163RD STREET #804
 NORTH MIAMI BEACH, FL 33160
 TEL: +1 (305) 940-4040 FAX: +1 (305) 940-4047
 E-MAIL: CARLOSLAB10@YAHOO.COM
 WEBSITE: CERAMICSDENTALLAB.COM

Doctor's Name _____
Last First

Practice Name _____

Address _____

Phone _____

Patient Name _____

City _____ State _____

Rx Date:

Date Due in Office:

(Deliver by 5PM)

Office Use:

1 2 3 4 + PD: SA DR

Models: U L Both Bands Crowns Broken

Impressions: U L Both

Final Insp. _____

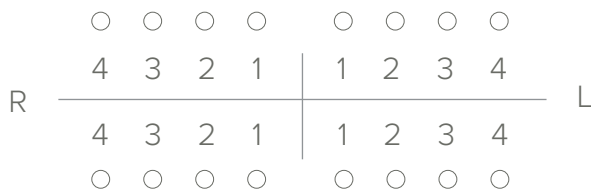
WHAT TO SEND FOR ALIGNERS

We recommend impressions for aligners taken with alginate be poured immediately using high quality stone. As an alternative, customers may send PVS type impressions to Ceramics Dental Lab.

ALIGNER SERIES REQUESTED

- As Needed (1-3) Upper Lower
- As Needed (4-5) Upper Lower
- Refinement / Continued Tx Upper Lower
- Retention Retainer Upper Lower

Check Teeth to be Overcorrected / Circle Teeth to be Reset



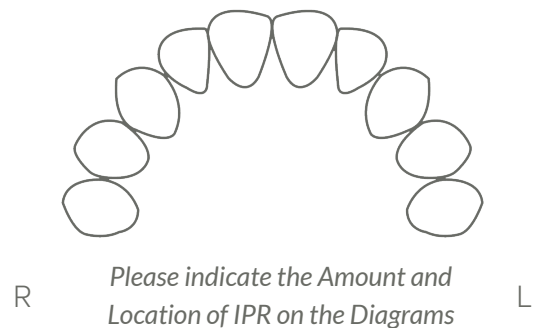
- Reset Upper and Lower Cuspid to Cuspid
- Reset Upper and Lower 1st Bicuspid to 1st Bicuspid
- Reset Teeth Indicated to Best Advantage
- Overcorrect Teeth as Indicated – per diagram above

FINAL RETAINERS

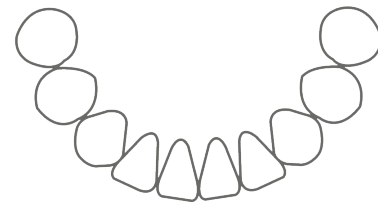
- Invisible Upper Lower
- Essix - Full Arch Upper Lower

IPR INSTRUCTIONS

- Enamel Reduction – Indicate on Diagram
- Reduce Teeth as Needed in Laboratory
- Returned with Case IPR Amount and Location
- IPR Done Clinically Proior to Impressions
- No IPR for Reset



IPR DIAGRAMS – Location and Amount



SPECIAL INSTRUCTIONS

Tooth # System Used Invisible Palmer

Dentist signature** _____

Dentist license # _____